

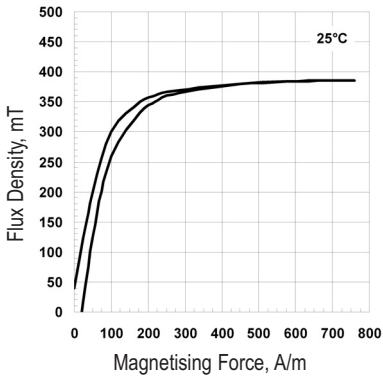
Material Type:	Manganese-Zinc Ferrite
Properties:	High stability of inductance Low temperature coefficient Low loss factor Medium permeability
Frequency Range:	10 kHz to 500 kHz (subject to application)
Typical Application:	Filter networks and proximity detectors
Standard Geometries:	RM and pot cores Additional shapes are available upon request



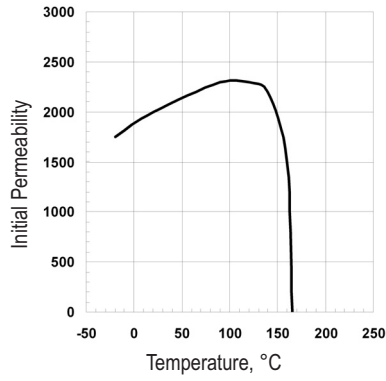
Parameter	Symbol	Standard Test Conditions			Unit	Value		
Initial Permeability (nominal)	μ_i	$B < 0.1 \text{ mT}$	$f = 10 \text{ kHz}$	$T = 25^\circ\text{C}$	-	2250		
Saturation Flux Density (typical)	B_s	$H = 796 \text{ A/m (10 Oe)}$			$T = 25^\circ\text{C}$	mT	380	
Remanent Flux Density (typical)	B_r	$H \sim 0 \text{ A/m (from near saturation)}$			$f = 10 \text{ kHz}$	$T = 25^\circ\text{C}$	mT	70
Coercivity (typical)	H_c	$B \sim 0 \text{ mT (from near saturation)}$			$f = 10 \text{ kHz}$	$T = 25^\circ\text{C}$	A/m	18
Loss Factor (maximum)	$\tan \delta$ μ_i	$B < 0.1 \text{ mT}$	$f = 10 \text{ kHz}$	$T = 25^\circ\text{C}$	10^{-6}	1.5		
		$B < 0.1 \text{ mT}$	$f = 100 \text{ kHz}$	$T = 25^\circ\text{C}$		5.0		
Curie Temperature (minimum)	T_c	$B < 0.1 \text{ mT}$	$f = 10 \text{ kHz}$		$^\circ\text{C}$	150		
Disaccommodation Factor (maximum)	D_F	$B < 0.25 \text{ mT}$	$f = 10 \text{ kHz}$	$T = 25^\circ\text{C}$	10^{-6}	4		
Relative Temperature Factor (typical)	$\frac{\Delta\mu}{\mu_i^2\Delta T}$	$B < 0.1 \text{ mT}$	$f = 10 \text{ kHz}$	$T = 25 \text{ to } 55^\circ\text{C}$	$10^{-6}/^\circ\text{C}$	0.5 to 1.5		
Resistivity (typical)	ρ	$E = 1 \text{ V/cm}$			$T = 25^\circ\text{C}$	$\Omega \cdot \text{cm}$	100	

* Data was derived from measurements made on a standard test toroid core with an outside diameter of 30 mm

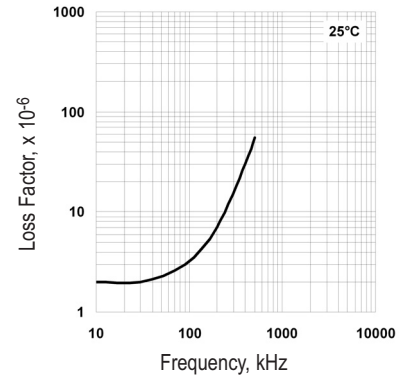
Dynamic Magnetisation Curve



Permeability vs Temperature



Loss Factor vs Frequency



Permeability vs Frequency

