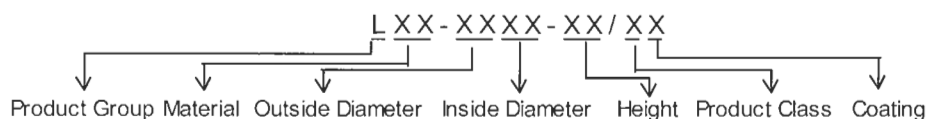
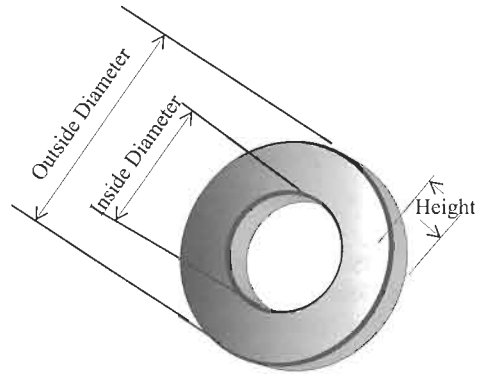


Product Group L: Toroid Cores

Ferrite toroids are ring-shaped components which can be used in a great variety of applications including EMI suppressors, chokes, transformers and inductors. Toroids have many design advantages, for instance, they have a uniform cross section which makes predicting electrical parameters a simple calculation. The closed magnetic structure of toroids confines magnetic flux within the core body which gives the structure good shielding characteristics as well as optimal inductance to core volume ratio. MMG manufactures toroids in a wide range of materials and sizes from .08 inches to greater than 1 inch in diameter and that can be manufactured in any of our materials in order to optimize the part for a given application.



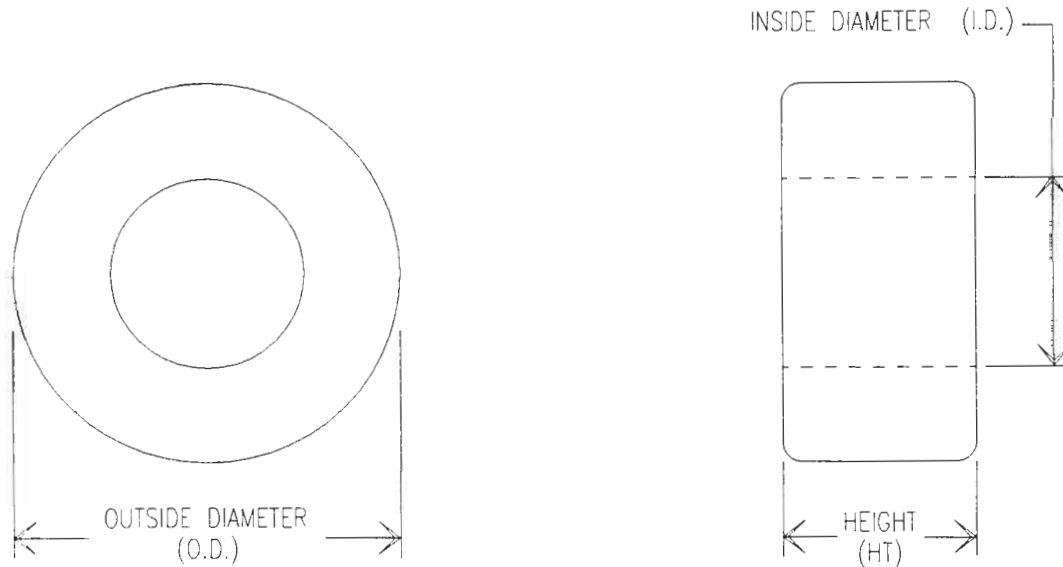
Core Part No.	Outside Diameter (in.)	Outside Diameter (mm)	Inside Diameter (in.)	Inside Diameter (mm)	Height (in.)	Height (mm)	C ₁ (mm ⁻¹)	L _e (mm)	A _e (mm ²)	V _e (mm ³)
L__-2A1F-0V/1	0.08	2.03	0.05	1.27	0.03	0.762	17.63	4.998	0.284	1.42
L__-2A1F-14/1	0.08	2.03	0.05	1.27	0.039	0.9906	13.53	4.998	0.369	1.85
L__-2A1F-1F/1	0.08	2.032	0.05	1.27	0.05	1.27	10.55	4.998	0.474	2.37
L__-2V1F-0V/1	0.1	2.54	0.05	1.27	0.03	0.762	11.93	5.531	0.464	2.56
L__-2V1F-14/1	0.1	2.54	0.05	1.27	0.039	0.9906	9.16	5.531	0.604	3.34
L__-2V1F-1F/1	0.1	2.54	0.05	1.27	0.05	1.27	7.14	5.531	0.775	4.29
L__-2V20-0V/1	0.1	2.54	0.07	1.778	0.03	0.762	23.25	6.645	0.286	1.90
L__-2V20-14/1	0.1	2.54	0.07	1.778	0.039	0.9906	17.85	6.645	0.372	2.47
L__-2V20-1F/1	0.1	2.54	0.07	1.778	0.05	1.27	13.92	6.645	0.478	3.17
L__-3F1F-0V/1	0.12	3.048	0.05	1.27	0.03	0.762	9.41	5.985	0.636	3.81
L__-3F1F-14/1	0.12	3.048	0.05	1.27	0.039	0.9906	7.24	5.985	0.826	4.95
L__-3F1F-1F/1	0.12	3.048	0.05	1.27	0.05	1.27	5.65	5.985	1.060	6.34
L__-3V20-0V/1	0.135	3.429	0.07	1.778	0.03	0.762	12.55	7.615	0.607	4.62
L__-3V20-14/1	0.135	3.429	0.07	1.778	0.039	0.9906	9.65	7.615	0.789	6.02
L__-3V20-1F/1	0.135	3.429	0.07	1.778	0.05	1.27	7.53	7.615	1.011	7.70
L__-3Y20-0V/1	0.138	3.5052	0.07	1.778	0.03	0.762	12.18	7.704	0.633	4.87
L__-3Y20-14/1	0.138	3.5052	0.07	1.778	0.039	0.9906	9.35	7.704	0.824	6.35
L__-3Y20-1F/1	0.138	3.5052	0.07	1.778	0.05	1.27	7.29	7.704	1.057	8.15
L__-4F20-0V/1	0.155	3.937	0.07	1.778	0.03	0.762	10.41	8.105	0.779	6.31
L__-4F20-14/1	0.155	3.937	0.07	1.778	0.039	0.9906	7.99	8.105	1.015	8.22
L__-4F20-1F/1	0.155	3.937	0.07	1.778	0.05	1.27	6.23	8.105	1.302	10.55
L__-4F29-0V/1	0.155	3.937	0.079	2.0066	0.03	0.762	12.28	8.676	0.706	6.13
L__-4F29-14/1	0.155	3.937	0.079	2.0066	0.039	0.9906	9.43	8.676	0.920	7.98
L__-4F29-1F/1	0.155	3.937	0.079	2.0066	0.05	1.27	7.35	8.676	1.180	10.24
L__-4F2H-0V/1	0.155	3.937	0.087	2.2098	0.03	0.762	14.27	9.134	0.640	5.85
L__-4F2H-14/1	0.155	3.937	0.087	2.2098	0.039	0.9906	10.98	9.134	0.832	7.60
L__-4F2H-1F/1	0.155	3.937	0.087	2.2098	0.05	1.27	8.56	9.134	1.067	9.74
L__-5F2K-14/1	0.19	4.826	0.09	2.286	0.039	0.9906	8.50	10.21	1.201	12.26
L__-5F2K-1F/1	0.19	4.826	0.09	2.286	0.05	1.27	6.63	10.21	1.540	15.72
L__-5F2K-2K/1	0.19	4.826	0.09	2.286	0.09	2.286	3.68	10.21	2.777	28.35
L__-6K3F-1Q/1	0.23	5.842	0.12	3.048	0.06	1.524	6.36	13.029	2.047	26.67
L__-6K3F-3F/1	0.23	5.842	0.12	3.048	0.12	3.048	3.17	13.029	4.108	53.52
L__-6K3F-3K/1	0.23	5.842	0.12	3.048	0.125	3.175	3.04	13.029	4.282	55.75
L__-8K3K-3K/1	0.3	7.62	0.125	3.175	0.125	3.175	2.26	14.983	6.627	99.29
L__-8K3K-5C/1	0.3	7.62	0.125	3.175	0.187	4.7498	1.51	14.983	9.899	148.32
L__-AQ5C-3K/1	0.375	9.525	0.187	4.7498	0.125	3.175	2.84	20.716	7.300	151.24
L__-AQ5C-5C/1	0.375	9.525	0.187	4.7498	0.187	4.7498	1.90	20.716	10.905	225.90
L__-EA87-5C/1	0.5	12.7	0.287	7.2898	0.187	4.7498	2.38	29.844	12.524	373.76
L__-EA87-75/1	0.5	12.7	0.287	7.2898	0.25	6.35	1.78	29.844	16.742	499.66
L__-EA8X-5C/1	0.5	12.7	0.312	7.9248	0.187	4.7498	2.80	31.217	11.144	347.87
L__-EA8X-75/1	0.5	12.7	0.312	7.9248	0.25	6.35	2.10	31.217	14.898	465.05



Typical A_L Values nH/Turn²

Material Permeability	NickelZinc							Manganese Zinc									
	F31	F21	F01	FA1	F52	F63	FF1	F58	F82	F9Q	FB3	F9N	F65	F82	FT6	FT7	FTA
Part Number	15	40	120	370	850	1050	1500	750	2000	2300	2700	4000	4500	5000	6000	7500	10000
L__-2A1F-0V/1	1.1	2.9	9	26	61	75	107	53	143	164	192	314	356	356	428	535	713
L__-2A1F-14/1	1.4	3.7	11	34	79	98	139	70	186	214	251	409	464	464	557	696	929
L__-2A1F-1F/1	1.8	4.8	14	44	101	125	179	89	238	274	322	524	596	596	715	894	1191
L__-2V1F-0V/1	1.6	4.2	13	39	90	111	158	79	211	242	284	464	527	527	632	790	1054
L__-2V1F-14/1	2.1	5.5	16	51	117	144	206	103	274	316	371	604	686	686	823	1029	1372
L__-2V1F-1F/1	2.6	7.0	21	65	150	185	264	132	352	405	475	775	880	880	1056	1320	1760
L__-2V20-0V/1	0.8	2.2	6	20	46	57	81	41	108	124	146	238	270	270	324	405	540
L__-2V20-14/1	1.1	2.8	8	26	60	74	106	53	141	162	190	310	352	352	422	528	704
L__-2V20-1F/1	1.4	3.6	11	33	77	95	135	68	181	208	244	397	452	452	542	677	903
L__-3F1F-0V/1	2.0	5.3	16	49	114	140	200	100	267	307	361	588	668	668	801	1002	1335
L__-3F1F-14/1	2.6	6.9	21	64	148	182	260	130	347	399	469	764	868	868	1041	1302	1736
L__-3F1F-1F/1	3.3	8.9	27	82	189	234	334	167	445	512	601	979	1112	1112	1334	1668	2224
L__-3V20-0V/1	1.5	4.0	12	37	85	105	150	75	200	230	270	441	501	501	601	751	1001
L__-3V20-14/1	2.0	5.2	16	48	111	137	195	98	260	300	352	573	651	651	781	977	1302
L__-3V20-1F/1	2.5	6.7	20	62	142	175	250	125	334	384	451	734	834	834	1001	1252	1669
L__-3Y20-0V/1	1.5	4.1	12	38	88	108	155	77	206	237	279	454	516	516	619	774	1032
L__-3Y20-14/1	2.0	5.4	16	50	114	141	202	101	269	309	363	592	672	672	807	1008	1344
L__-3Y20-1F/1	2.6	6.9	21	64	147	181	259	129	345	397	466	759	862	862	1035	1294	1725
L__-4F20-0V/1	1.8	4.8	14	45	103	127	181	91	242	278	326	531	604	604	725	906	1208
L__-4F20-14/1	2.4	6.3	19	58	134	165	236	118	315	362	425	692	787	787	944	1180	1573
L__-4F20-1F/1	3.0	8.1	24	75	172	212	303	151	404	464	545	888	1009	1009	1211	1514	2018
L__-4F29-0V/1	1.5	4.1	12	38	87	107	153	77	205	235	276	450	512	512	614	767	1023
L__-4F29-14/1	2.0	5.3	16	49	113	140	200	100	267	306	360	586	666	666	800	999	1333
L__-4F29-1F/1	2.6	6.8	21	63	145	179	256	128	342	393	462	752	855	855	1026	1282	1709
L__-4F2H-0V/1	1.3	3.5	11	33	75	92	132	66	176	203	238	387	440	440	528	660	881
L__-4F2H-14/1	1.7	4.6	14	42	97	120	172	86	229	263	309	504	572	572	687	858	1144
L__-4F2H-1F/1	2.2	5.9	18	54	125	154	220	110	294	338	396	646	734	734	881	1101	1468
L__-5F2K-14/1	2.2	5.9	18	55	126	155	222	111	296	340	399	650	739	739	887	1108	1478
L__-5F2K-1F/1	2.8	7.6	23	70	161	199	284	142	379	436	512	834	948	948	1137	1422	1896
L__-5F2K-2K/1	5.1	13.7	41	126	291	359	513	256	684	786	923	1504	1709	1709	2051	2564	3418
L__-6K3F-1Q/1	3.0	7.9	24	73	168	207	296	148	395	454	533	869	987	987	1185	1481	1975
L__-6K3F-3F/1	5.9	15.9	48	147	337	416	594	297	793	911	1070	1744	1981	1981	2378	2972	3963
L__-6K3F-3K/1	6.2	16.5	50	153	351	434	620	310	827	951	1116	1819	2067	2067	2480	3100	4134
L__-8K3K-3K/1	8.3	22.2	67	206	472	584	834	417	1112	1278	1501	2445	2779	2779	3335	4168	5558
L__-8K3K-5C/1	12.5	33.2	100	307	706	872	1245	623	1660	1909	2241	3652	4150	4150	4980	6225	8300
L__-AQ5C-3K/1	6.6	17.7	53	164	376	465	664	332	886	1018	1196	1948	2214	2214	2657	3321	4428
L__-AQ5C-5C/1	9.9	26.5	79	245	562	694	992	496	1323	1521	1786	2910	3307	3307	3968	4960	6614
L__-EA87-5C/1	7.9	21.1	63	195	448	554	791	396	1055	1213	1424	2320	2637	2637	3164	3955	5273
L__-EA87-75/1	10.6	28.2	85	261	599	740	1057	529	1410	1621	1903	3101	3524	3524	4229	5286	7048
L__-EA8X-5C/1	6.7	17.9	54	166	381	471	673	336	897	1032	1211	1974	2243	2243	2692	3365	4486
L__-EA8X-75/1	9.0	24.0	72	222	510	630	900	450	1200	1380	1620	2639	2999	2999	3599	4499	5998

MMG/NEOSID (CANADA) LIMITED FERRITE BEADS AND SLEEVES



The use of electronic circuits for data communications, computation, power transformation, and other purposes has made it necessary for diverse circuits to work in close proximity. Often parasitic oscillations interfere with adjoining circuits or other nearby equipment.

Beads made from ferrite are the most economical and versatile EMI/RFI attenuators. Generally a bead or sleeve threaded on a wire or lead, acts as a lossy suppressor at very high frequencies.

At these high frequencies the bead provides a series impedance that converts the high frequency signals into heat through magnetic losses. These losses have little or no effect on the lower frequencies at which the circuit is operating.

EMI/RFI suppression may be the most popular use for Neosid's beads, however these parts are still used in various RF circuits. If our F16 ferrite is not suitable for a particular RF application, please contact the factory, as all of Neosid's sizes can be manufactured in our F25 and F29 materials. Call for availability.

MMG/NEOSID (CANADA) LIMITED FERRITE BEADS AND SLEEVES

PART NUMBER	O.D. inches	I.D. inches	HT inches	MAT'L	AL VALUE nH
30T0075035	.075	.035	.055	F13	132
31T0075035	.075	.035	.055	F14	45
32T0075035	.075	.035	.055	F16	25
38T0075035	.075	.035	.055	F19	203
24T0075035	.075	.035	.055	F302	66
30T0075028	.075	.028	.125	F13	376
31T0075028	.075	.028	.125	F14	128
32T0075028	.075	.028	.125	F16	72
38T0075028	.075	.028	.125	F19	578
24T0075028	.075	.028	.125	F302	188
30T0105040	.105	.040	.140	F13	414
31T0105040	.105	.040	.140	F14	141
32T0105040	.105	.040	.140	F16	80
38T0105040	.105	.040	.140	F19	638
24T0105040	.105	.040	.140	F302	207
30T0140050	.140	.050	.130	F13	407
31T0140050	.140	.050	.130	F14	137
32T0140050	.140	.050	.130	F16	78
38T0140050	.140	.050	.130	F19	626
24T0140050	.140	.050	.130	F302	203
30T0140060	.140	.060	.130	F13	343
31T0140060	.140	.060	.130	F14	116
32T0140060	.140	.060	.130	F16	66
38T0140060	.140	.060	.130	F19	528
24T0140060	.140	.060	.130	F302	172
30T0140185	.140	.060	.185	F13	489
31T0140185	.140	.060	.185	F14	165
32T0140185	.140	.060	.185	F16	94
38T0140185	.140	.060	.185	F19	752
24T0140185	.140	.060	.185	F302	244
30T0150125	.150	.040	.125	F13	478
31T0150125	.150	.040	.125	F14	162
32T0150125	.150	.040	.125	F16	92
38T0150125	.150	.040	.125	F19	735
24T0150125	.150	.040	.125	F302	239
30T0150335	.150	.040	.335	F13	1281
31T0150335	.150	.040	.335	F14	434
32T0150335	.150	.040	.335	F16	246
38T0150335	.150	.040	.335	F19	1970
24T0150335	.150	.040	.335	F302	640

MMG/NEOSID (CANADA) LIMITED FERRITE BEADS AND SLEEVES

PART NUMBER	.OD inches	.I.D inches	HT. inches	MAT'L	AL VALUE nH
30T0160050	.160	.050	.185	F13	640
31T0160050	.160	.050	.185	F14	216
32T0160050	.160	.050	.185	F16	123
38T0160050	.160	.050	.185	F19	985
24T0160050	.160	.050	.185	F302	320
30T0160060	.160	.060	.125	F13	375
31T0160060	.160	.060	.125	F14	127
32T0160060	.160	.060	.125	F16	72
38T0160060	.160	.060	.125	F19	576
24T0160060	.160	.060	.125	F302	188
30T0160080	.160	.080	.125	F13	275
31T0160080	.160	.080	.125	F14	93
32T0160080	.160	.080	.125	F16	53
38T0160080	.160	.080	.125	F19	423
24T0160080	.160	.080	.125	F302	138
30T0187150	.187	.080	.150	F13	397
31T0187150	.187	.080	.150	F14	134
32T0187150	.187	.080	.150	F16	76
38T0187150	.187	.080	.150	F19	611
24T0187150	.187	.080	.150	F302	198
30T0187005	.187	.080	.500	F13	1323
31T0187005	.187	.080	.500	F14	448
32T0187005	.187	.080	.500	F16	255
38T0187005	.187	.080	.500	F19	2035
24T0187005	.187	.080	.500	F302	622
30T0187007	.187	.080	.750	F13	1985
31T0187007	.187	.080	.750	F14	671
32T0187007	.187	.080	.750	F16	382
38T0187007	.187	.080	.750	F19	3054
24T0187007	.187	.080	.750	F302	992
30T0187085	.187	.080	.850	F13	2250
31T0187085	.187	.080	.850	F14	761
32T0187085	.187	.080	.850	F16	433
38T0187085	.187	.080	.850	F19	3461
24T0187085	.187	.080	.850	F302	1125
30T0187002	.187	.080	1.00	F13	2646
31T0187002	.187	.080	1.00	F14	896
32T0187002	.187	.080	1.00	F16	509
38T0187002	.187	.080	1.00	F19	4070
24T0187002	.187	.080	1.00	F302	1323

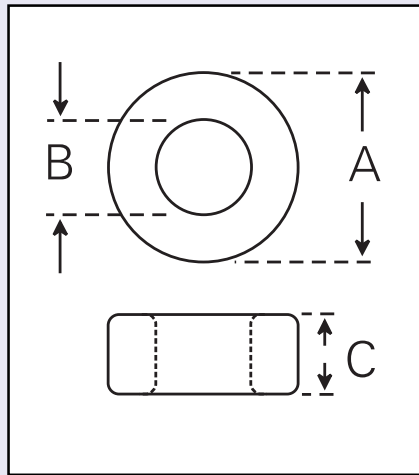

MMG/NEOSID (CANADA) LIMITED FERRITE BEADS AND SLEEVES

PART NUMBER	.OD inches	.I.D inches	HT. inches	MAT'L	AL VALUE nH
30T0200250	.200	.062	.250	F13	869
31T0200250	.200	.062	.250	F14	294
32T0200250	.200	.062	.250	F16	167
38T0200250	.200	.062	.250	F19	1338
24T0200250	.200	.062	.250	F302	435
30T0200312	.200	.062	.312	F13	1085
31T0200312	.200	.062	.312	F14	367
32T0200312	.200	.062	.312	F16	209
38T0200312	.200	.062	.312	F19	1669
24T0200312	.200	.062	.312	F302	543
30T0200440	.200	.062	.440	F13	1529
31T0200440	.200	.062	.440	F14	518
32T0200440	.200	.062	.440	F16	294
38T0200440	.200	.062	.440	F19	2353
24T0200440	.200	.062	.440	F302	765
30T0205080	.205	.095	.150	F13	363
31T0205080	.205	.095	.150	F14	123
32T0205080	.205	.095	.150	F16	70
38T0205080	.205	.095	.150	F19	560
24T0205080	.205	.095	.150	F302	180
30T0235250	.240	.125	.250	F13	520
31T0235250	.240	.125	.250	F14	176
32T0235250	.240	.125	.250	F16	100
38T0235250	.240	.125	.250	F19	800
24T0235250	.240	.125	.250	F302	260
30T0235500	.240	.125	.500	F13	1040
31T0235500	.240	.125	.500	F14	352
32T0235500	.240	.125	.500	F16	200
38T0235500	.240	.125	.500	F19	1600
24T0235500	.240	.125	.500	F302	520
30U0312312	.312	.100	.312	F13	1060
31U0312312	.312	.100	.312	F14	359
32U0312312	.312	.100	.312	F16	204
38U0312312	.312	.100	.312	F19	1632
24U0312312	.312	.100	.312	F302	530
30U0560500	.560	.250	.500	F13	1264
31U0560500	.560	.250	.500	F14	428
32U0560500	.560	.250	.500	F16	243
38U0560500	.560	.250	.500	F19	1945
24U0560500	.560	.250	.500	F302	632

MMG/NEOSID (CANADA) LIMITED FERRITE BEADS AND SLEEVES

PART NUMBER	O.D. inches	I.D. inches	HT. inches	MAT'L	AL VALUE nH
30U0560011	.560	.250	1.125	F13	2843
31U0560011	.560	.250	1.125	F14	963
32U0560011	.560	.250	1.125	F16	547
38U0560011	.560	.250	1.125	F19	4374
24U0560011	.560	.250	1.125	F302	1422
30U0560501	.560	.312	.500	F13	939
31U0560501	.560	.312	.500	F14	318
32U0560501	.560	.312	.500	F16	180
38U0560501	.560	.312	.500	F19	1445
24U0560501	.560	.312	.500	F302	470
30U0560751	.560	.312	.750	F13	1408
31U0560751	.560	.312	.750	F14	477
32U0560751	.560	.312	.750	F16	271
38U0560751	.560	.312	.750	F19	2167
24U0560751	.560	.312	.750	F302	705
30U0560111	.560	.312	1.125	F13	2113
31U0560111	.560	.312	1.125	F14	715
32U0560111	.560	.312	1.125	F16	406
38U0560111	.560	.312	1.125	F19	3251
24U0560111	.560	.312	1.125	F302	1056
30V0740001	.745	.205	1.00	F13	3754
31V0740001	.745	.205	1.00	F14	1271
32V0740001	.745	.205	1.00	F16	722
38V0740001	.745	.205	1.00	F19	5775
24V0740001	.745	.205	1.00	F302	1877
30V0740015	.745	.205	1.50	F13	5630
31V0740015	.745	.205	1.50	F14	1900
32V0740015	.745	.205	1.50	F16	1080
38V0740015	.745	.205	1.50	F19	8660
24V0740015	.745	.205	1.50	F302	2815
30V0740002	.745	.205	2.00	F13	7500
31V0740002	.745	.205	2.00	F14	2540
32V0740002	.745	.205	2.00	F16	1440
38V0740002	.745	.205	2.00	F19	11550
24V0740002	.745	.205	2.00	F302	3750

Ring Cores 28-XXXX-



Ring Core - Ferrite

Ring cores manufactured from ferrite offer an efficient shape for a variety of wide band, pulse, power transformers and inductors.

The part No's below are for parylene or epoxy coated cores. Alternative coatings or uncoated cores and other sizes may be available on request.

Part No.	Dimensions			Core Constants			
	'A'	'B'	'C'	L_e mm	A_e mm ²	V_e mm ³	C_1 mm ⁻¹
28-3200-	2.03	1.27	1.00	5.00	0.37	1.86	13.40
28-3250-	2.54	1.27	1.27	5.53	0.77	4.29	7.14
28-3251-	2.54	1.78	1.27	6.64	0.48	3.17	13.91
28-3351-	3.51	1.78	1.27	7.70	1.06	8.15	7.29
28-3391-	3.94	1.78	1.27	8.10	1.30	10.55	6.23
28-3482-	4.83	2.29	2.3	10.21	2.78	28.35	3.68
28-3581-	5.84	3.05	1.52	13.03	2.05	26.67	6.38
28-3583-	5.84	3.05	3.05	13.03	4.11	53.52	3.17
28-704-	6.35	3.18	3.00	13.84	4.57	63.25	3.03
28-3763-	7.62	3.18	3.18	14.98	6.63	99.29	2.26
28-3764-	7.62	3.18	4.78	14.98	9.90	148.32	1.51
28-770-	9.52	4.75	3.18	20.71	7.29	150.87	2.84
28-7107-	10.00	6.00	4.00	24.07	7.83	188.44	3.08
28-712-	12.70	6.35	6.35	27.66	19.37	535.77	1.43
28-719-	12.70	7.92	6.35	31.22	14.90	465.05	2.10
28-717-	12.85	7.35	5.00	30.14	13.40	403.78	2.25
28-718-	12.85	7.35	6.35	30.14	17.02	572.81	1.77
28-794-	13.90	7.50	7.00	31.57	21.70	685.23	1.45
28-785-	14.00	9.00	5.00	34.98	12.30	430.19	2.84
28-784-	14.00	9.00	9.00	34.98	22.14	774.35	1.58

Ordering information: Suffix the material code at the end of the part no.
i.e. A core 12.7 x 7.75 x 6.3 / F9C Epoxy coated is 28-718C36



Coated Ring Cores:

Coating Characteristics

Dielectric breakdown strength and approximate thickness per surface for coated cores is as follows:

Epoxy; 1000V dc for cores up to 10mm outside diameter
 1500V dc for cores >10mm and <=20mm outside diameter
 2000V dc for cores >20mm outside diameter
 Coating thickness is 0.25mm approx. per surface.

Parylene; 500V ac (single layer); >0.013mm approx. per surface
 1000V ac (double layer); >0.026mm approx. per surface

Note: With some grades of ferrite the A_L value may be up to 20% lower when coated.

The A_L values listed below carry the corresponding tolerances for material grade and ordering code.

A_L Tolerance	Material	Order Code
$A_L +30/-25\%$	F47	-47
$A_L +30/-25\%$	F44	-44
$A_L +30/-25\%$	F5A	-49
$A_L +30/-25\%$	F9	-36
$A_L \pm 30\%$	F10	-37
$A_L \pm 40\%$	F39	-39
$A_L +30/-25\%$	F9C	C36

Power			High Permeability			Suppression
F47	F44	F5A	F9	F10	F39	F9C
				555	925	465
				1055	1760	880
				540	900	450
				1035	1725	860
				1210	2015	1005
				2050	3415	1705
				1185	1975	985
				2375	3960	1980
750	790	1040		2490	4160	2075
				3335	5555	2775
				4980	8300	4150
800	840	1150	1945	2653	4425	2210
740	-	1000	-	2455	4050	2000
-	1670	-	3710	5430	8830	4320
1080	1140	-	-	3600	6000	2965
1000	1060	-	2340	3245	5600	2800
	1320	1755			7100	
					8640	4530
795	840			2540	4420	2160
		1950		4800	8000	3900

Dimensions shown are nominal for uncoated cores (mm).



