

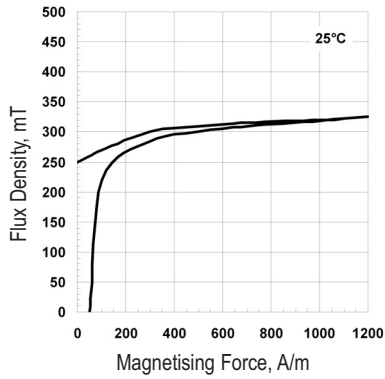
Material Type:	Nickel-Zinc Ferrite
Properties:	Moderate initial permeability High volume resistivity Low dielectric losses
Frequency Range:	10 kHz to 10 MHz (subject to application)
Typical Application:	Broadband RF transformers
Standard Geometries:	Toroids, squaroids and baluns Additional shapes are available upon request



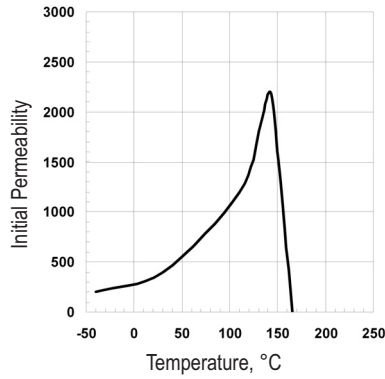
Parameter	Symbol	Standard Test Conditions	Unit	Value
Initial Permeability (nominal)	μ_i	$B < 0.1 \text{ mT}$ $f = 10 \text{ kHz}$ $T = 25^\circ\text{C}$	-	370
Saturation Flux Density (typical)	B_s	$H = 1200 \text{ A/m (15 Oe)}$ $T = 25^\circ\text{C}$	mT	310
Remanent Flux Density (typical)	B_r	$H \sim 0 \text{ A/m (from near saturation)}$ $f = 10 \text{ kHz}$ $T = 25^\circ\text{C}$	mT	270
Coercivity (typical)	H_c	$B \sim 0 \text{ mT (from near saturation)}$ $f = 10 \text{ kHz}$ $T = 25^\circ\text{C}$	A/m	60
Loss Factor (maximum)	$\frac{\tan \delta}{\mu_i}$	$B < 0.1 \text{ mT}$ $f = 100 \text{ kHz}$ $T = 25^\circ\text{C}$	10^{-6}	65
Curie Temperature (minimum)	T_c	$B < 0.1 \text{ mT}$ $f = 1 \text{ kHz}$	$^\circ\text{C}$	145
Resistivity (typical)	ρ	$E = 1 \text{ V/cm}$ $T = 25^\circ\text{C}$	$\Omega \cdot \text{cm}$	1×10^8

* Data was derived from measurements made on a standard test toroid core with an outside diameter of 30 mm

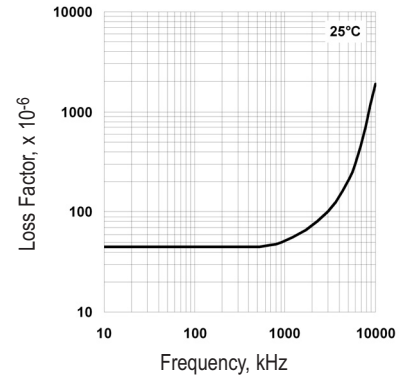
Dynamic Magnetisation Curve



Permeability vs Temperature



Loss Factor vs Frequency



Permeability vs Frequency

